

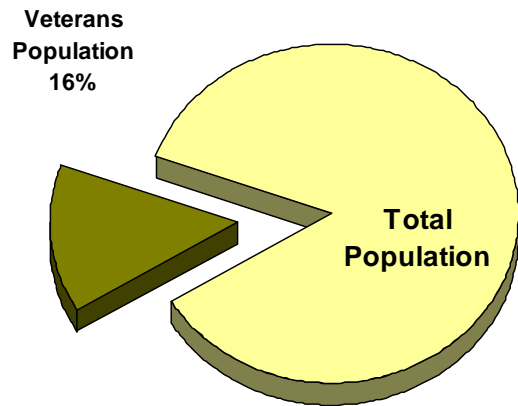


Counties Serving Veterans

Veteran Demographics

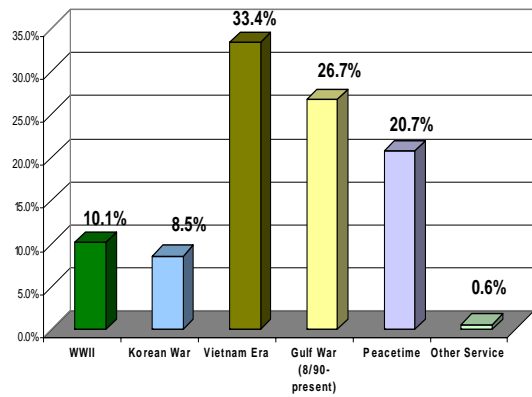
KITSAP COUNTY

Percentage of Veterans of the Total County Population



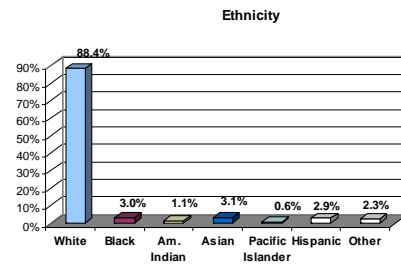
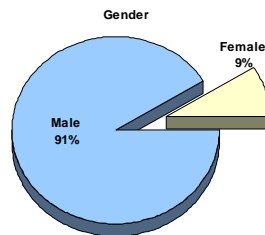
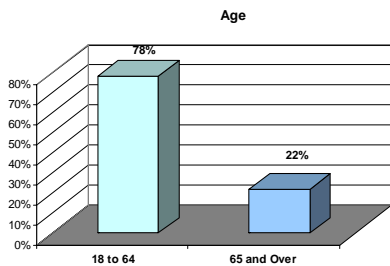
Data: US Census 2000

Percentage of County Veterans by Service Era

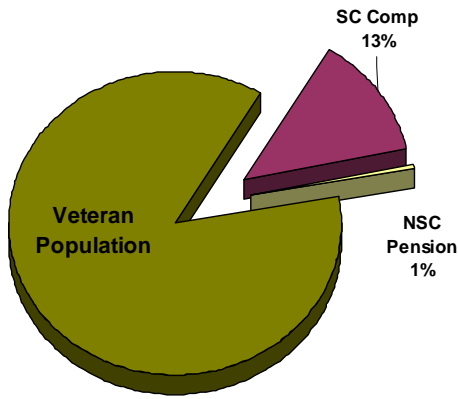


Data: US Dept of Veterans Affairs 2004

Percentage of County Veterans by Age, Gender, and Ethnicity



Data: US Dept of Veterans Affairs 2004



Percentage of County Veterans in Receipt of VA Service Connected (SC) Compensation, and/or Non-Service Connected (NSC) Pension

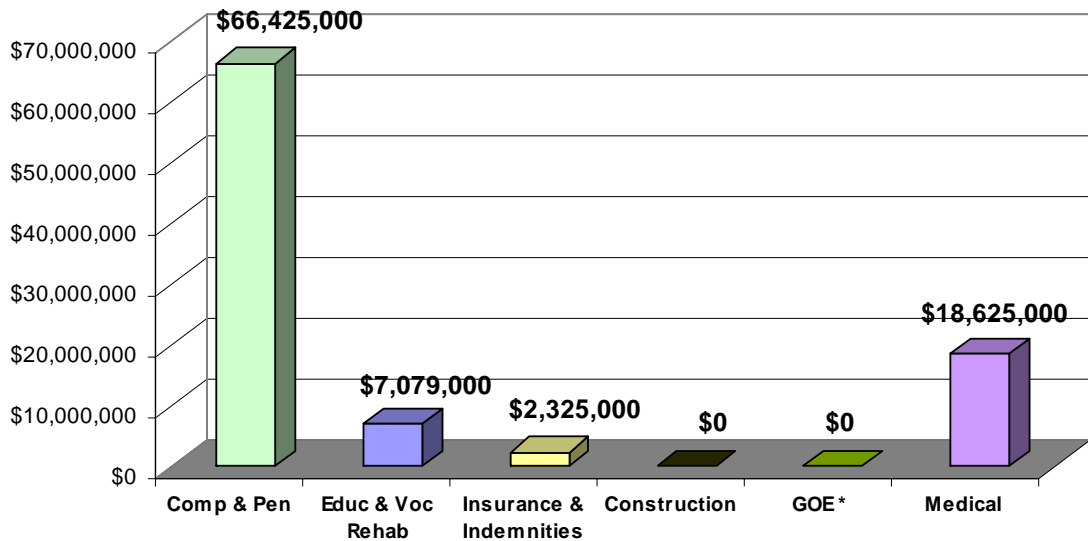
SC Compensation is for disability resulting from injury, disease, or illness while serving in the US Armed Forces.

NSC Pension is for eligible wartime veterans that are permanently and totally unemployable and have financial need.

Data: US Dept of Veterans Affairs 2004

Distribution of VA Expenditures for Fiscal Year 2004 (Oct 1 – Sept 30)

The following graph shows the monetary amounts received by county veterans and/or their dependents as a result of eligibility for VA Benefits and Entitlements. These dollars are typically spent locally on goods, services, generating sales tax revenue for cities, counties and the state. Not only do VA Benefits and Entitlements have a positive economic impact on local communities, they also assist veterans and their families in maintaining financial self-sufficiency, decreasing their reliance on local, county, and state assistance programs.



*General Operating Expenses for administration and staff

Data: US Dept of Veterans Affairs 2004